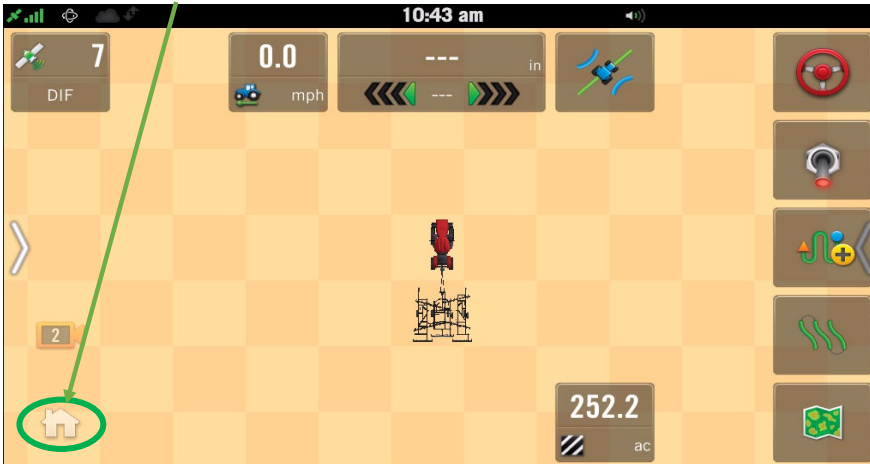


Speed Sync

Speed Sync is a tool that allows speed to be sensed in forward and backward steering. It is defaulted to "On". It is recommended to leave the Speed Sync "On". If it is turned off, you will need to manually tell the MaveriX you are going in reverse by going to the Speed widget and touching the "Backward" button. When you go to move forward again, the ECU will automatically sense forward motion.

Turning Speed Sync On and Off

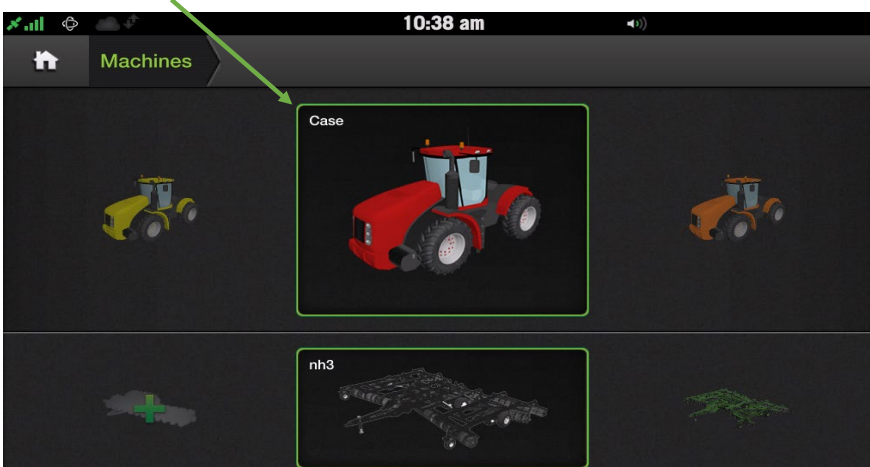
1. Touch the Home Button



2. Go to Machines



3. Go to the current vehicle.

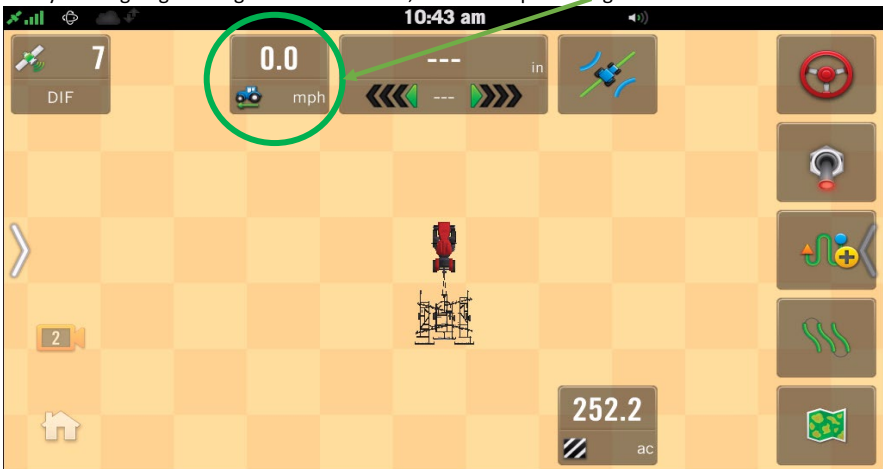


4. Select Guidance in menu on left and then turn Speed on or off. It is defaulted to On.

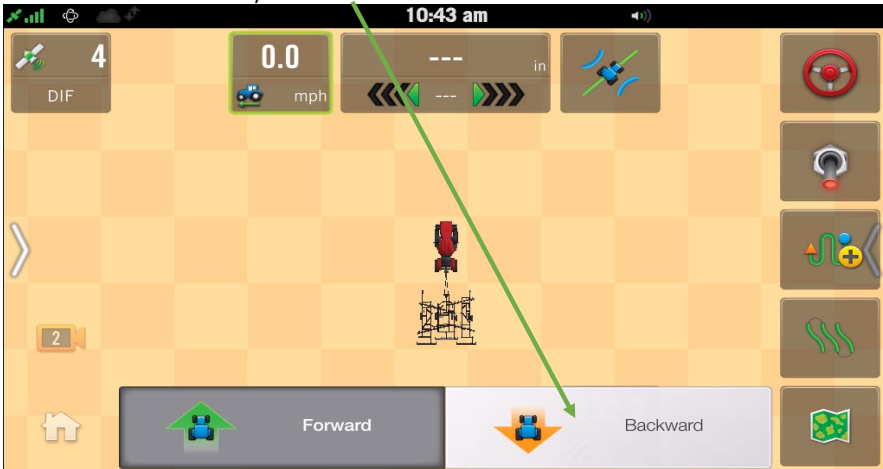


Using Speed Sync When Turned Off

1. If you are going to use guidance in reverse, touch the Speed widget first.



2. Touch the button that says Backward.



3. When you are no longer guiding in reverse, start moving forward and the eDrive will automatically sense you are moving forward.