

## Universal Push Button Switch Kit

P/N: 710-0062-000



### Overview

The Universal Push Button Switch Kit allows the automated steering system to be disengaged manually for operator safety. The Universal Push Button Switch Kit consists of the necessary components to connect the Push Button Cable (A) and the Steering Wheel Switch Cable (B) to the steering console. The Push Button Cable should be located in the vehicle cab for ease of operation by the vehicle operator.

**Note:** The Universal Push Button Switch Kit is to be operated with the hand. Operating the Push Button Switch with the foot will cause damage and as a result this will cause the Push Button Switch to fail.

### Kit Contents:


Unpack the installation kit and identify the required parts as shown.

REF	ITEM	QTY	COMMENTS	PHOTOGRAPH
A	Push Button Cable	1		
B	Steering Wheel Switch Cable	1		
C	Installation Instructions	1		Not Shown

## Installation:

Install the Push Button Cable in the vehicle cab with the followings steps.

1. Facing forward in the vehicles driver seat.
2. Locate a mounting place that is convenient to reach while operating the vehicle.
3. Using double sided tape or sheet metal screws fasten the Push Button Cable **(A)** to its mounting position.



4. Connect the Push Button Cable **(A)** to the Steering Wheel Switch Cable **(B)**.
5. Route the cables in the vehicle cab so they will not interfere with normal vehicle operations.



6. To finish the install connect the Steering Wheel Switch Cable **(B)** to the steering console.

