

Service Bulletin

To: Maverix and eDriveM1 owners
From: Product Management
Date: February 7, 2024
Subject: Maverix, eDriveM1 and A631 software update

Products Affected: Maverix and eDriveM1

Scope: Instructions to update software on Maverix, eDriveM1 and A631

Maverix Loading Instructions:

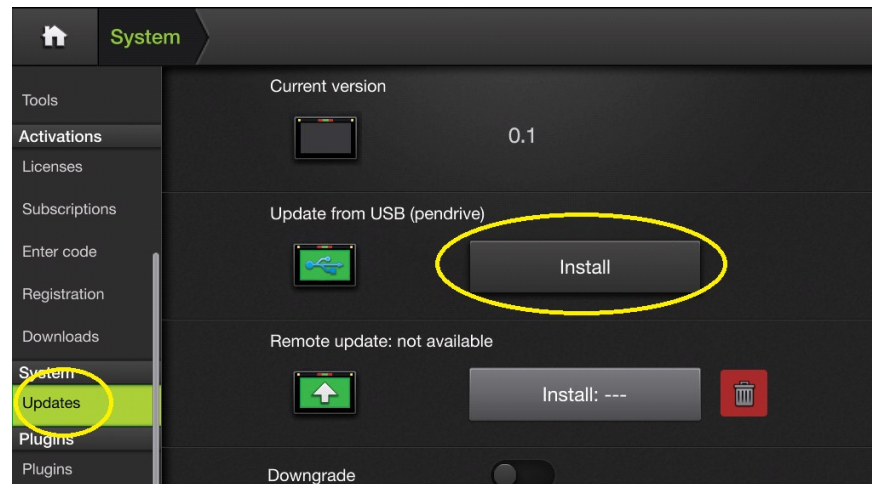
Step 1. Download the Maverix release and copy the zipped folder onto a USB thumb drive.

Step 2. Power on the Maverix and eDriveM1 then insert the USB

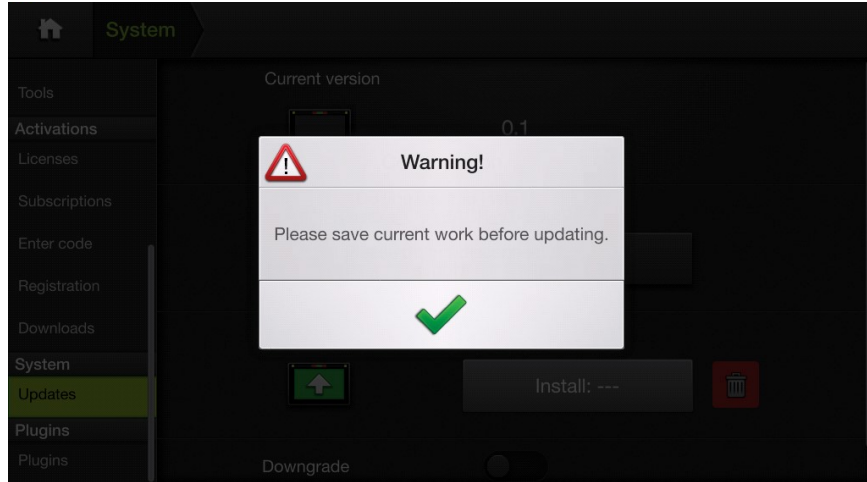
Step 3. From the Home screen select the System menu



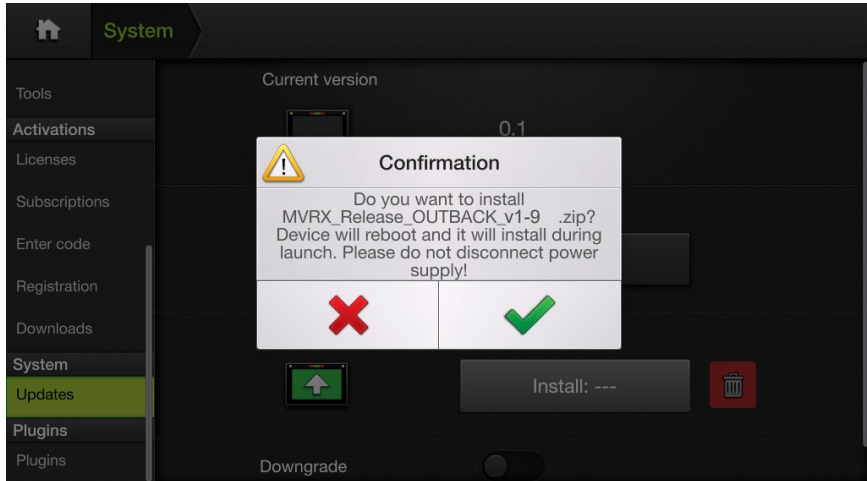
Step 4. Next, navigate down and select the Updates menu and with the USB inserted press the Install menu.



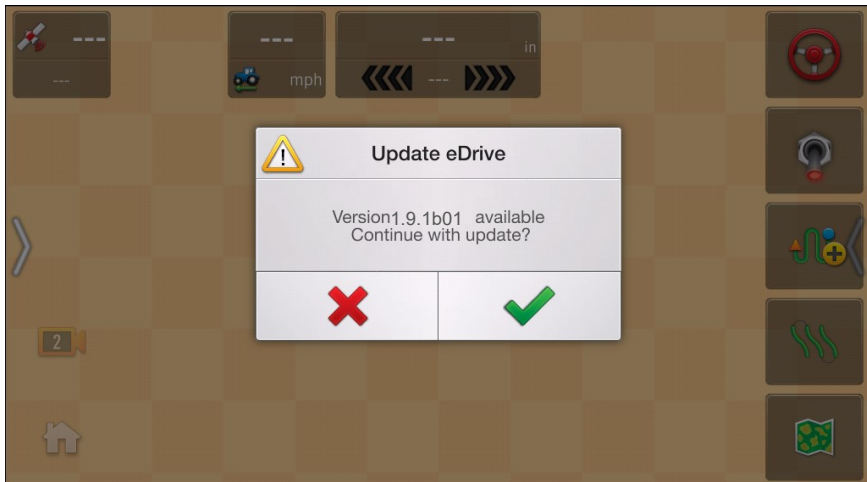
Step 5. You will get a pop up which asks you to save your work. If it is saved, select the green check mark.



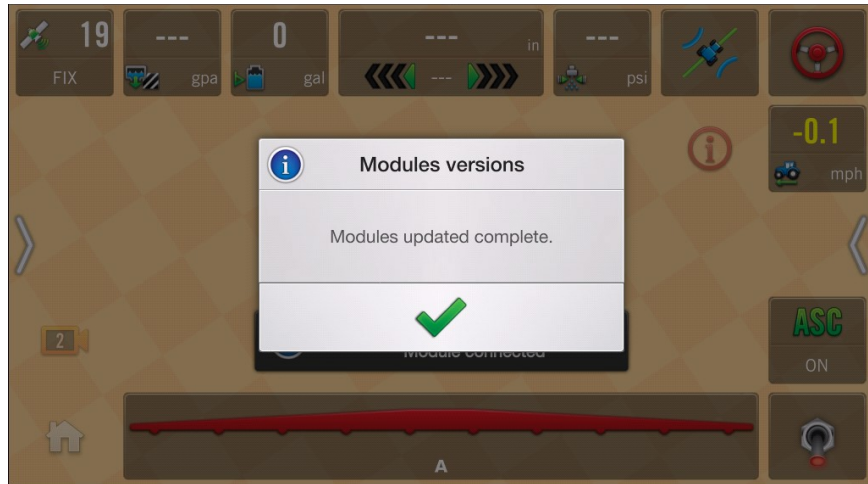
Step 6. You will then get a pop up to confirm you want to install the MaveriX update. Once confirmed the update will start which takes approximately three minutes. During the update process the terminal will automatically reboot when the install is complete.



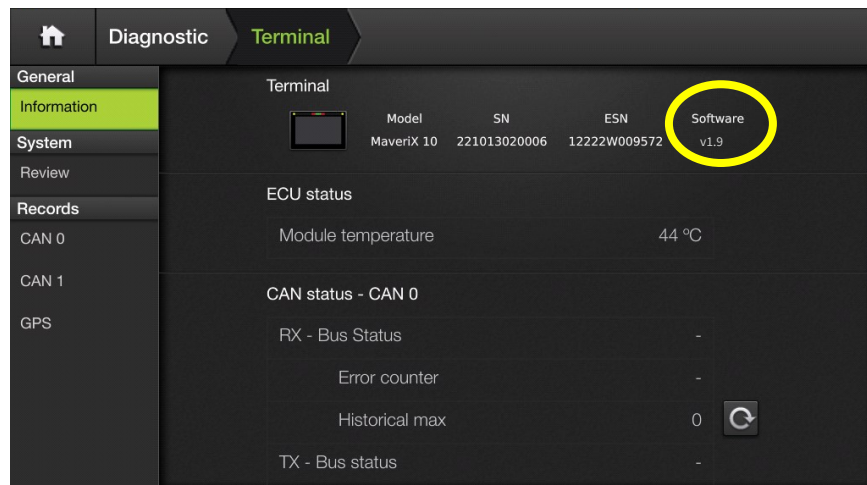
Step 7. After the terminal is updated, you will get a popup (takes approximately one minute to appear) asking if you want to update the eDriveM1. Confirm this by selecting the green checkmark, and the eDriveM1 will begin its update.



Step 8. Once the updates are completed, remove the USB drive.



Step 9. After software has been installed, verify that the software versions installed are correct. To confirm software version on the terminal go to Diagnostics then click on the Terminal icon. Software version will be displayed on screen below as shown in the yellow circle. If update is unsuccessful contact Outback Guidance Global Customer Care at support@outbackguidance.com



Step 10. To verify the software installed on the eDriveM1 go to Diagnostics then click on the eDriveM1 ECU icon. Current software will be displayed on screen below as shown in the yellow circle. If update is unsuccessful contact Outback Guidance Global Customer Care at support@outbackguidance.com

